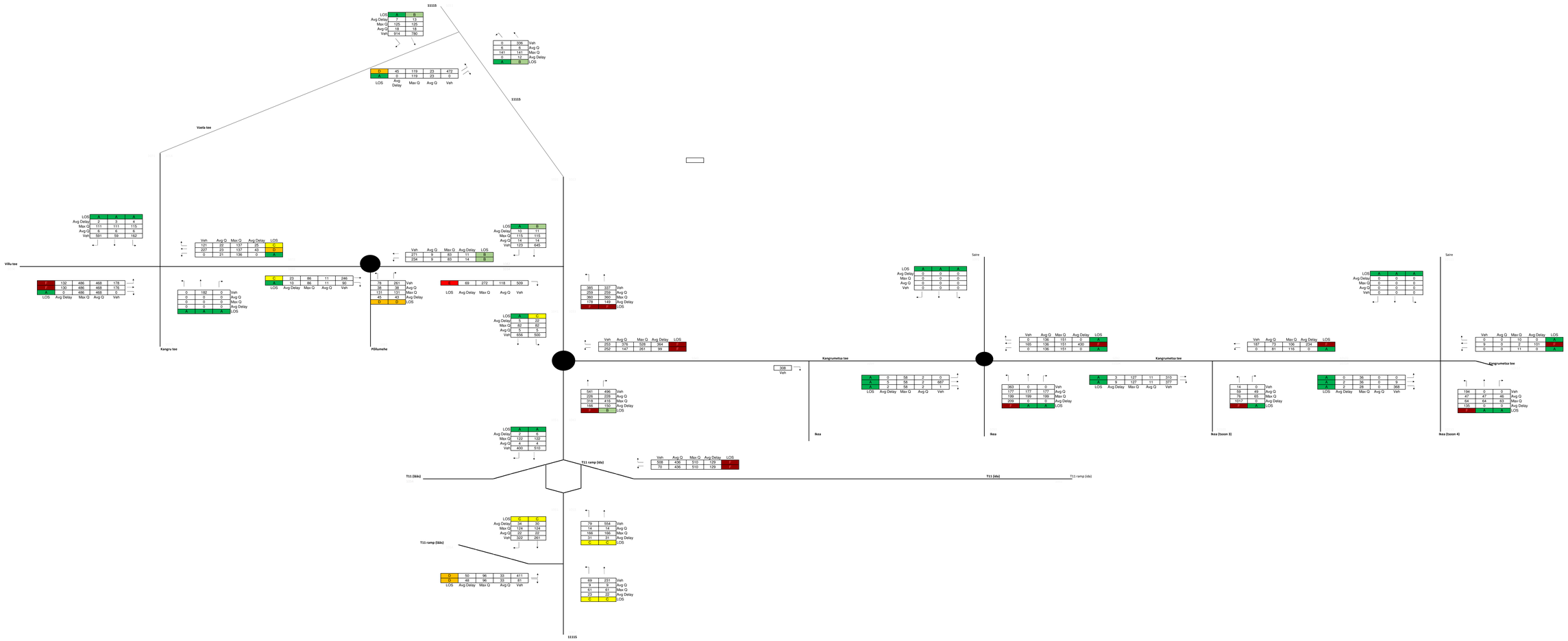

LOS	A	B		
Avg Delay	7	13		
Max Q	125	125		
Avg Q	18	18		
Veh	914	780		

0	336	Veh		
6	6	Avg Q		
141	141	Max Q		
0	12	Avg Delay		
A	B	LOS		

D	45	119	23	472
A	0	119	23	0
LOS	Avg Delay	Max Q	Avg Q	Veh

LOS	A	A	A	
Avg Delay	2	3	4	
Max Q	111	111	115	
Avg Q	6	6	6	
Veh	591	59	162	

Veh	Avg Q	Max Q	Avg Delay	LOS
121	22	137	25	C
227	23	137	43	D
0	21	136	0	A

LOS	A	B		
Avg Delay	10	11		
Max Q	115	115		
Avg Q	14	14		
Veh	123	645		

Veh	Avg Q	Max Q	Avg Delay	LOS
271	9	83	11	B
234	9	83	14	B

F	132	486	468	178
A	130	486	468	178
A	0	486	468	0
LOS	Avg Delay	Max Q	Avg Q	Veh

0	182	0	Veh	
0	0	0	Avg Q	
0	0	0	Max Q	
0	0	0	Avg Delay	
A	A	A	LOS	

C	23	86	11	246
A	10	86	11	90
LOS	Avg Delay	Max Q	Avg Q	Veh

78	261	Veh		
38	38	Avg Q		
131	131	Max Q		
45	43	Avg Delay		
D	D	LOS		

F	69	272	118	509
LOS	Avg Delay	Max Q	Avg Q	Veh

LOS	A	C		
Avg Delay	5	22		
Max Q	82	82		
Avg Q	5	5		
Veh	656	500		

385	337	Veh		
259	259	Avg Q		
360	360	Max Q		
178	149	Avg Delay		
F	F	LOS		

Veh	Avg Q	Max Q	Avg Delay	LOS
253	376	508	364	F
252	147	261	99	F

541	495	Veh		
226	228	Avg Q		
318	418	Max Q		
166	150	Avg Delay		
F	B	LOS		

LOS	A	A		
Avg Delay	2	6		
Max Q	102	102		
Avg Q	4	4		
Veh	400	510		

Veh	Avg Q	Max Q	Avg Delay	LOS
508	436	510	129	F
70	436	510	129	F

LOS	C	C		
Avg Delay	34	30		
Max Q	124	124		
Avg Q	22	22		
Veh	322	261		

79	554	Veh		
14	14	Avg Q		
166	166	Max Q		
31	31	Avg Delay		
C	C	LOS		

D	50	96	33	411
D	48	96	33	81
LOS	Avg Delay	Max Q	Avg Q	Veh

69	231	Veh		
9	9	Avg Q		
61	61	Max Q		
23	22	Avg Delay		
C	C	LOS		

LOS	A	A	A	
Avg Delay	0	0	0	
Max Q	0	0	0	
Avg Q	0	0	0	
Veh	0	0	0	

0	136	151	0	A
165	136	151	430	F
0	136	151	0	A

Veh	Avg Q	Max Q	Avg Delay	LOS
0	136	151	0	A
165	136	151	430	F
0	136	151	0	A

187	73	106	234	F
0	81	116	0	A

LOS	A	A	A	
Avg Delay	0	0	0	
Max Q	0	0	0	
Avg Q	0	0	0	
Veh	0	0	0	

Veh	Avg Q	Max Q	Avg Delay	LOS
0	0	10	0	A
9	0	2	101	F
0	0	11	0	A

308	Veh			

A	0	58	2	0
A	5	58	2	587
A	0	58	2	1
LOS	Avg Delay	Max Q	Avg Q	Veh

363	0	0	Veh	
177	177	177	Avg Q	
199	199	199	Max Q	
209	0	0	Avg Delay	
F	A	A	LOS	

A	3	127	11	310
A	9	127	11	377
LOS	Avg Delay	Max Q	Avg Q	Veh

14	0	Veh		
59	49	Avg Q		
76	65	Max Q		
1217	0	Avg Delay		
F	A	LOS		

A	0	36	0	0
A	2	36	0	9
A	2	28	0	368
LOS	Avg Delay	Max Q	Avg Q	Veh

194	0	0	Veh	
47	47	46	Avg Q	
64	64	63	Max Q	
105	0	0	Avg Delay	
F	A	A	LOS	

11115				

K|PROJEKT

Klient: RAE VALD

Projekti nimetus: **Saire detailplaneeringu liiklusanalüüs**

Joonise nimetus: **Stsenaariumi A mudeli tulemused**

Kuupäev:	03.11.2021
Mõõtkava:	-
Versioon:	-

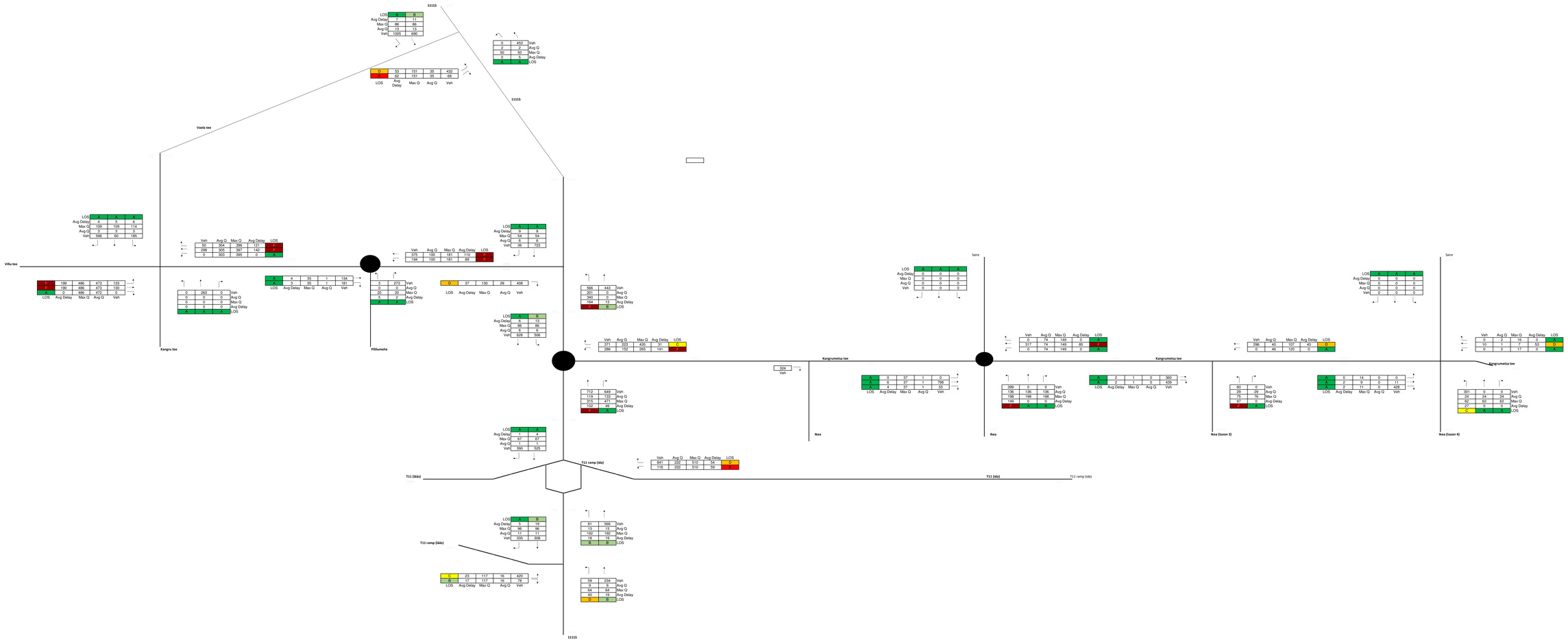

LOS	A	B		
Avg Delay	7	11		
Max Q	96	86		
Avg Q	13	13		
Veh	1005	690		

0	453	Veh		
2	2	Avg Q		
50	50	Max Q		
0	5	Avg Delay		
A	A	LOS		

D	53	151	35	432
E	62	151	35	68
LOS	Avg Delay	Max Q	Avg Q	Veh

LOS	A	A	A	
Avg Delay	4	5	6	
Max Q	109	109	114	
Avg Q	3	3	3	
Veh	568	60	185	

Veh	Avg Q	Max Q	Avg Delay	LOS
50	304	396	121	F
298	305	397	142	F
0	303	395	0	A

LOS	A	A		
Avg Delay	9	8		
Max Q	54	54		
Avg Q	6	6		
Veh	36	723		

Veh	Avg Q	Max Q	Avg Delay	LOS
375	100	181	110	F
194	100	181	89	F

F	199	486	473	133
A	190	486	473	130
A	0	486	472	0
LOS	Avg Delay	Max Q	Avg Q	Veh

0	263	0	Veh	
0	0	0	Avg Q	
0	0	0	Max Q	
0	0	0	Avg Delay	
A	A	A	LOS	

A	4	35	1	134
A	3	35	1	181
LOS	Avg Delay	Max Q	Avg Q	Veh

3	273	Veh		
0	0	Avg Q		
20	20	Max Q		
5	2	Avg Delay		
A	A	LOS		

D	37	130	29	408
LOS	Avg Delay	Max Q	Avg Q	Veh

LOS	A	B
Avg Delay	6	13
Max Q	86	86
Avg Q	6	6
Veh	626	506

566	443	Veh		
201	0	Avg Q		
340	0	Max Q		
164	13	Avg Delay		
F	B	LOS		

Veh	Avg Q	Max Q	Avg Delay	LOS
371	223	435	31	C
286	152	265	141	F

324				
Veh				

A	0	37	1	0
A	6	37	1	598
A	4	37	1	33
LOS	Avg Delay	Max Q	Avg Q	Veh

713	549	Veh		
119	133	Avg Q		
315	471	Max Q		
102	49	Avg Delay		
F	A	LOS		

LOS	A	A		
Avg Delay	1	4		
Max Q	87	87		
Avg Q	1	1		
Veh	390	525		

Veh	Avg Q	Max Q	Avg Delay	LOS
841	222	510	54	D
118	222	510	59	E

LOS	A	B		
Avg Delay	5	19		
Max Q	96	96		
Avg Q	11	11		
Veh	335	308		

C	23	117	16	420
B	17	117	16	78
LOS	Avg Delay	Max Q	Avg Q	Veh

81	566	Veh		
13	13	Avg Q		
192	192	Max Q		
18	19	Avg Delay		
B	B	LOS		

59	234	Veh		
9	9	Avg Q		
64	64	Max Q		
40	19	Avg Delay		
D	B	LOS		

LOS	A	A	A
Avg Delay	0	0	0
Max Q	0	0	0
Avg Q	0	0	0
Veh	0	0	0

Veh	Avg Q	Max Q	Avg Delay	LOS
0	74	149	0	A
317	74	149	85	F
0	74	149	0	A

399	0	0	Veh	
136	136	136	Avg Q	
198	198	198	Max Q	
149	0	0	Avg Delay	
F	A	A	LOS	

A	2	1	0	360
A	2	1	0	639
LOS	Avg Delay	Max Q	Avg Q	Veh

LOS	A	A	A	
Avg Delay	0	0	0	
Max Q	0	0	0	
Avg Q	0	0	0	
Veh	0	0	0	

Veh	Avg Q	Max Q	Avg Delay	LOS
296	40	107	43	D
0	40	120	0	A

60	0	0	Veh	
29	29	29	Avg Q	
29	78	78	Max Q	
27	0	0	Avg Delay	
F	A	A	LOS	

A	0	14	0	0
A	2	9	0	11
A	2	11	0	428
LOS	Avg Delay	Max Q	Avg Q	Veh

Veh	Avg Q	Max Q	Avg Delay	LOS
0	2	16	0	A
10	1	7	53	D
0	2	17	0	A

301	0	0	Veh	
24	24	24	Avg Q	
62	62	62	Max Q	
27	0	0	Avg Delay	
C	A	A	LOS	

K|PROJEKT

Klient: RAE VALD

Projekti nimetus: **Saire detailplaneeringu liiklusanalüüs**

Joonise nimetus: **Stsenaariumi A mudeli tulemused**

Kuupäev:	03.11.2021
Mõõtkava:	-
Versioon:	-

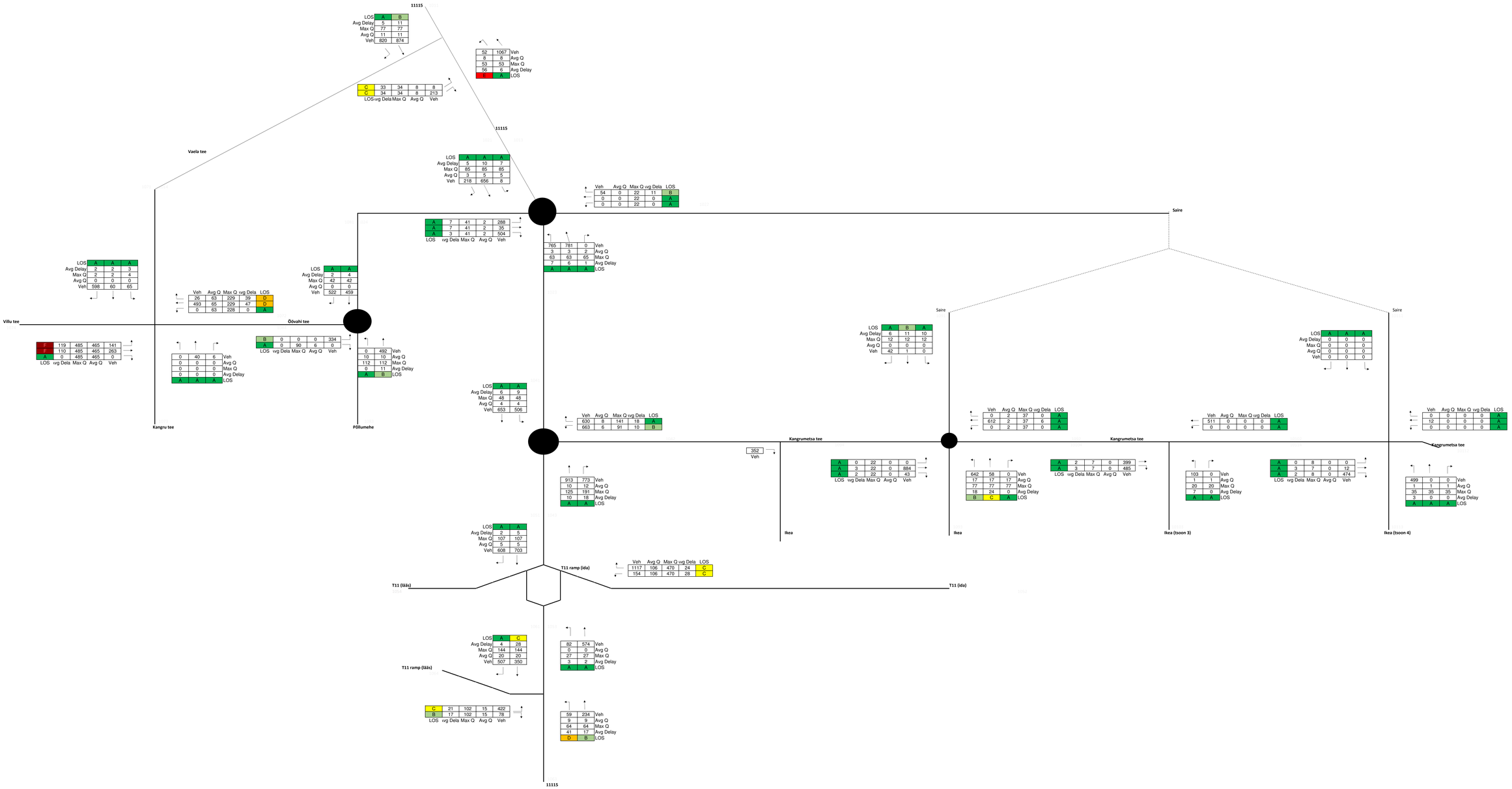

K|PROJEKT	Klient: RAE VALD	Projekti nimetus: Saire detailplaneeringu liiklusanalüüs	Joonise nimetus: Stsenaariumi C mudeli tulemused

Kuupäev:	03.11.2021
Mõõtkava:	-
Versioon:	-

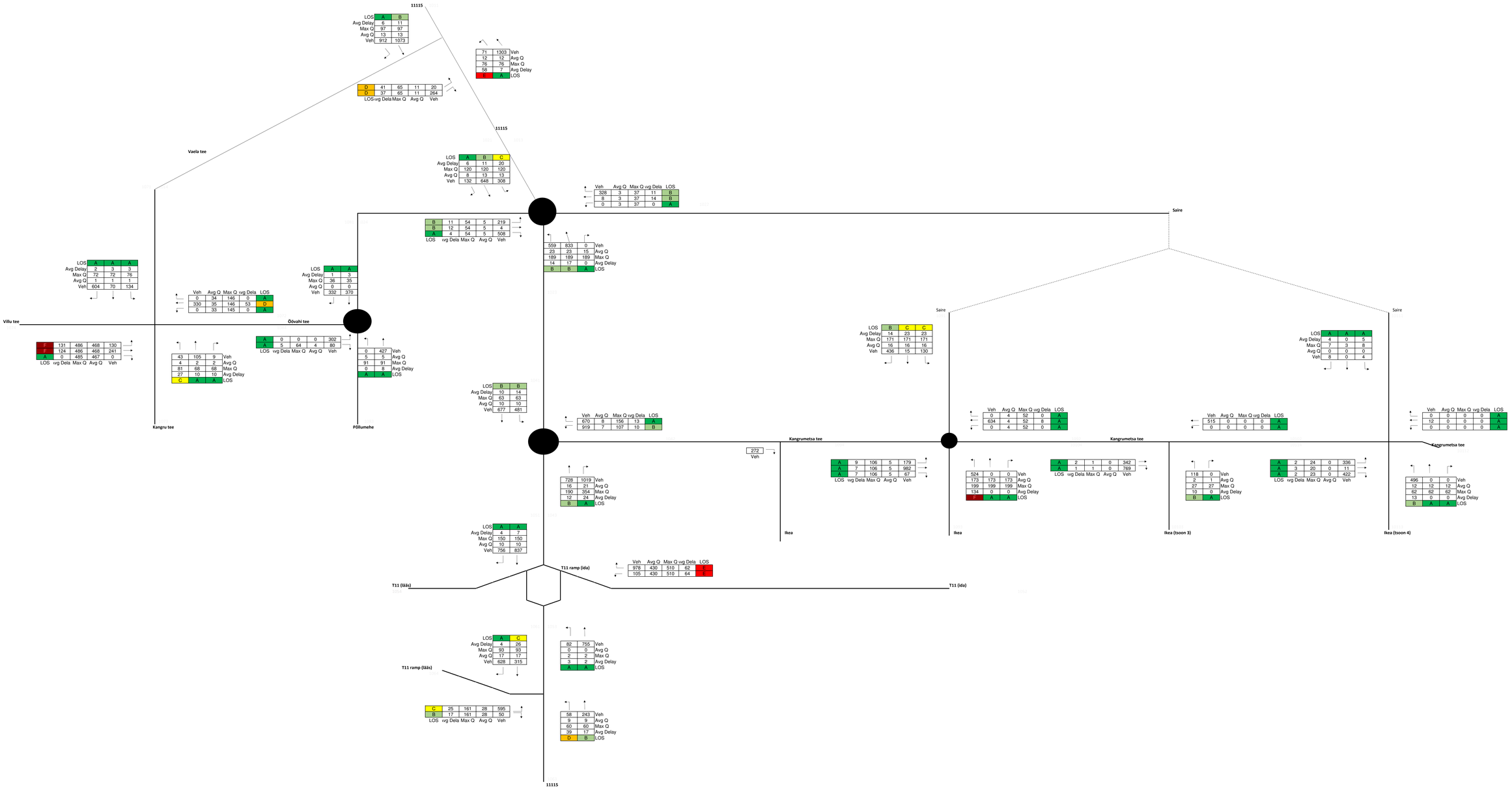

Projekt nimetus:	Saire detailplaneeringu liiklusanalüüs
Joonise nimetus:	Stsenaariumi D mudeli tulemused
Kuupäev:	03.11.2021
Mõõtkava:	-
Versioon:	-

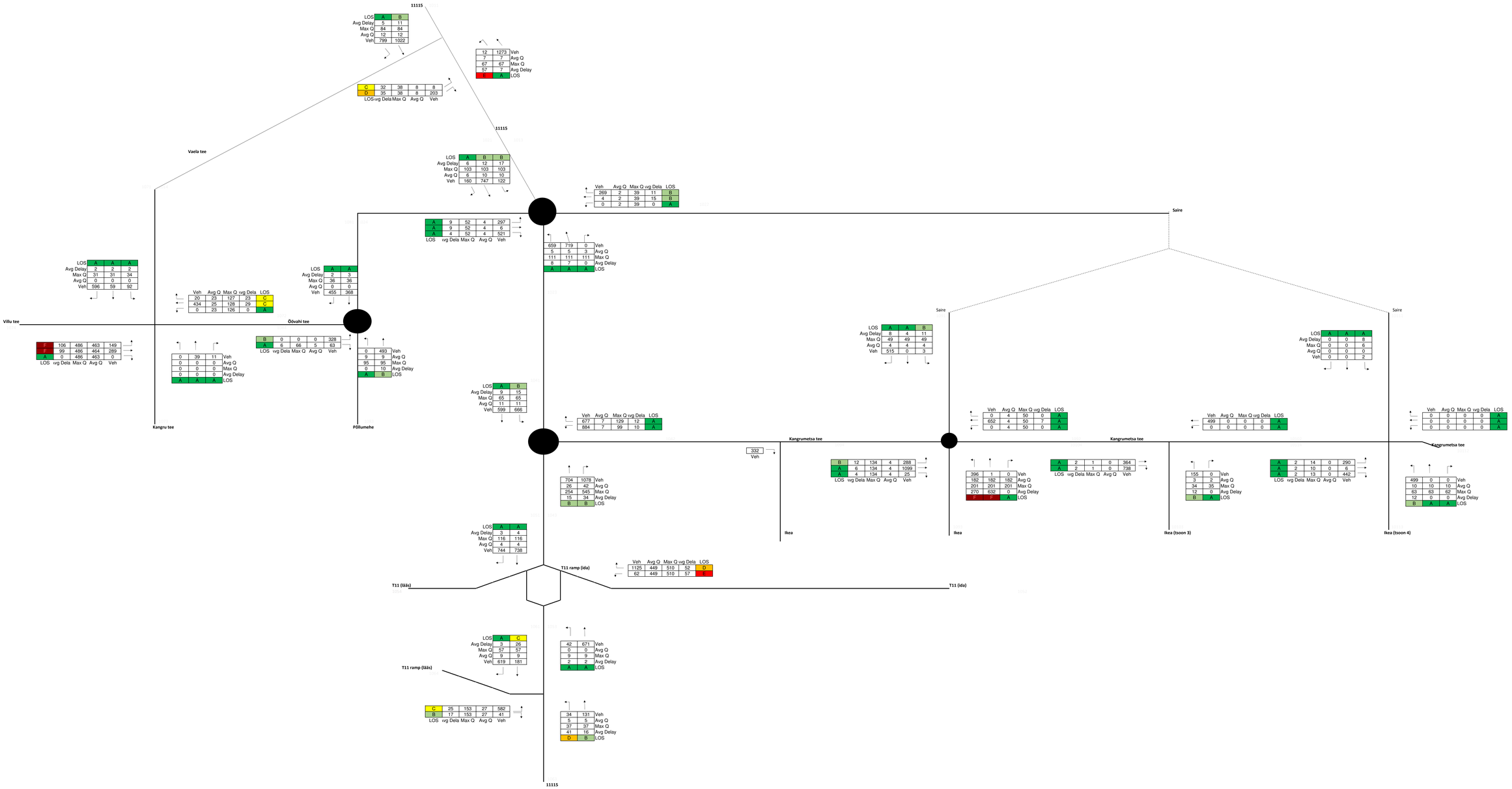

K|PROJEKT	Klient: RAE VALD	Projekti nimetus: Saire detailplaneeringu liiklusanalüüs	Joonise nimetus: Stsenaariumi E mudeli tulemused

Kuupäev:	03.11.2021
Mõõtkava:	-
Versioon:	-

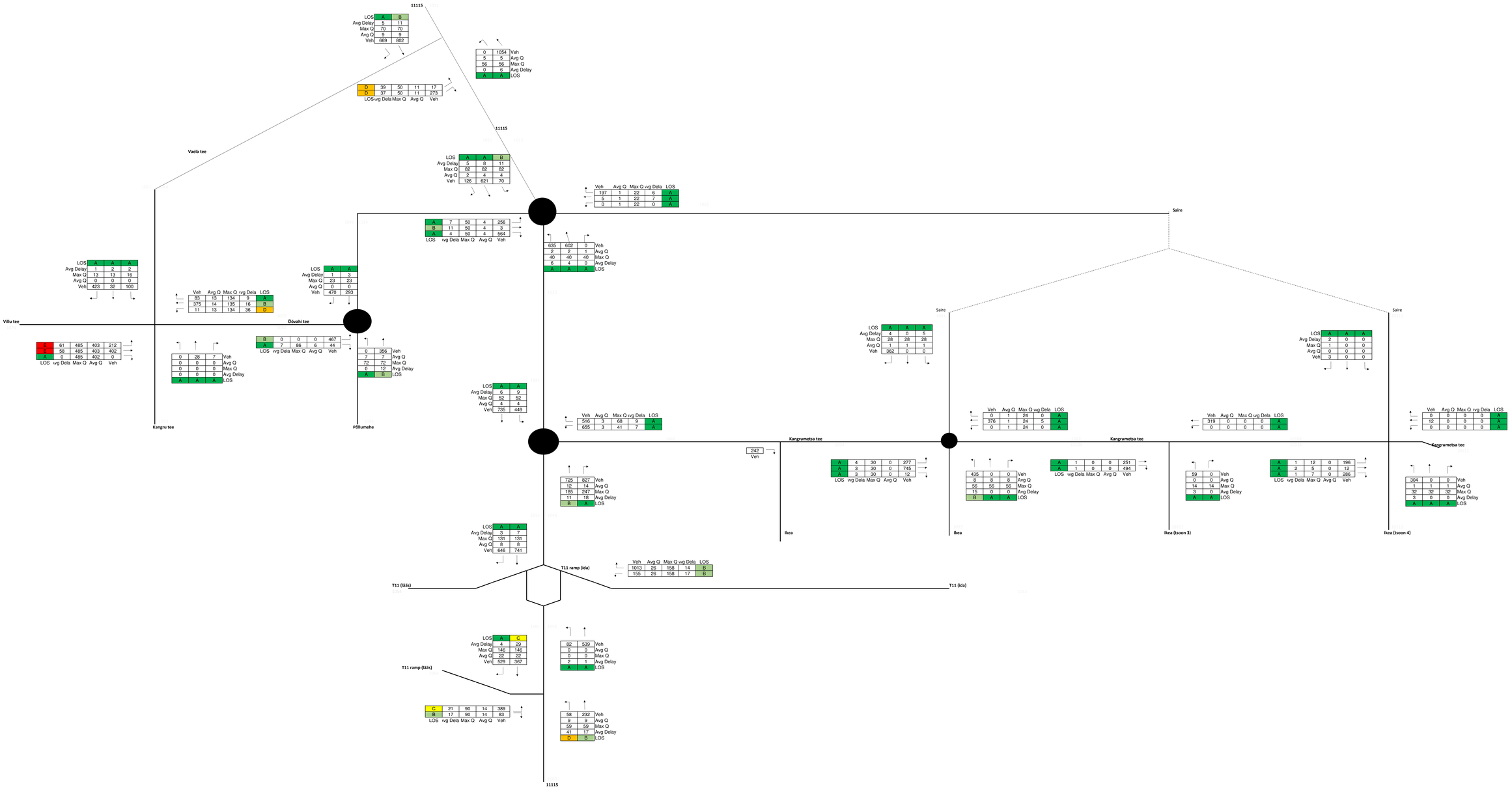

K PROJEKT	Klient: RAE VALD	Projekti nimetus: Saire detailplaneeringu liiklusanalüüs	Joonise nimetus: Stsenaariumi F mudeli tulemused

Kuupäev:	03.11.2021
Mõõtkava:	-
Versioon:	-

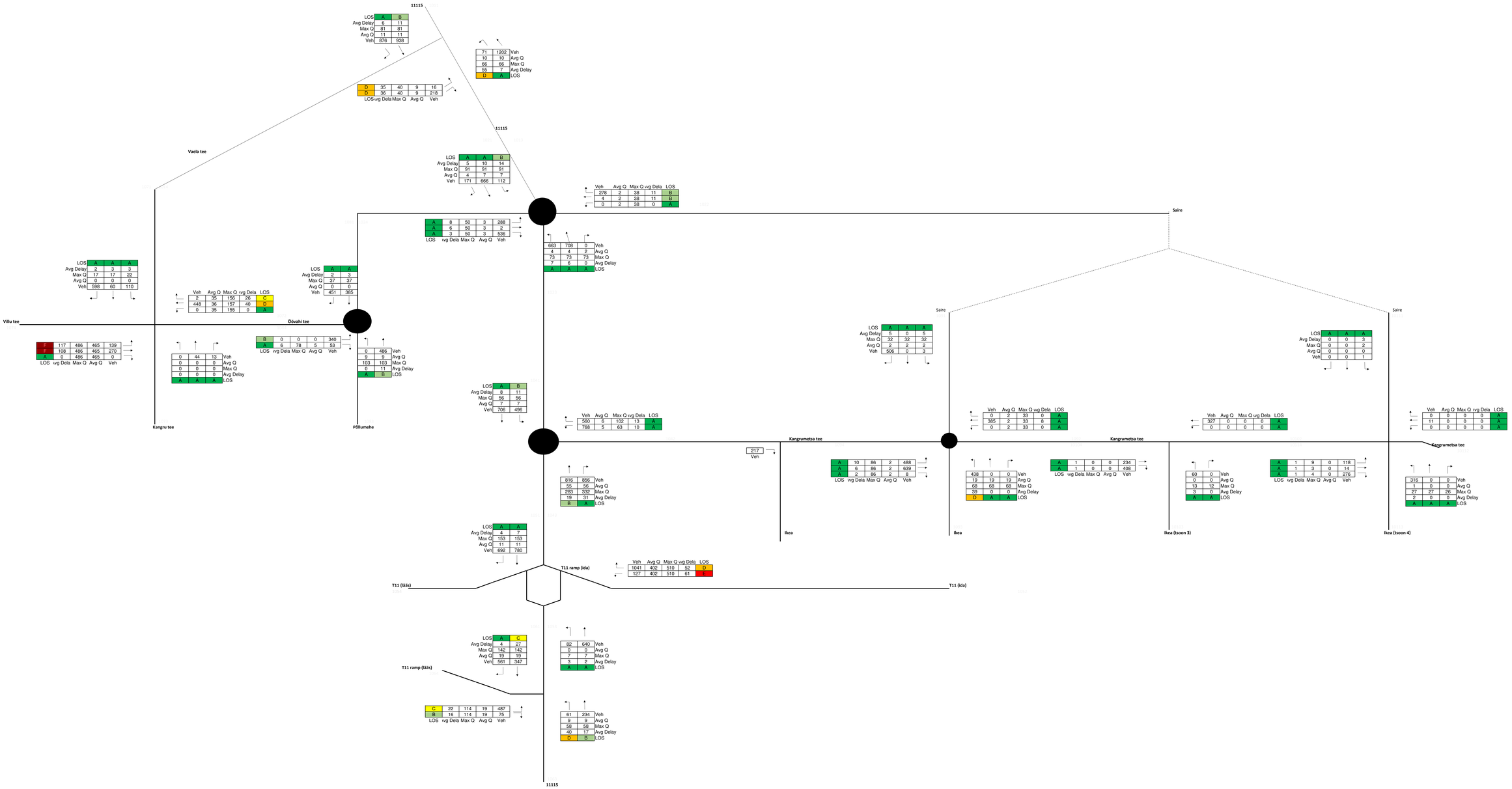

K PROJEKT	Klient: RAE VALD	Projekti nimetus: Saire detailplaneeringu liiklusanalüüs	Joonise nimetus: Stsenaariumi G mudeli tulemused

Kuupäev:	03.11.2021
Mõõtkava:	-
Versioon:	-